

Permanent Badge for Parents and Guardians at YHIS

1. Scan the following QR code to be linked to LifePlus Passport website,
<https://passport.lifepluslearning.com>



2. Enter your mobile phone number then tap “Send code”. A verification code will then be sent to your mobile phone. Enter the verification code then tap “Confirm”.

Verify phone

🌐 English

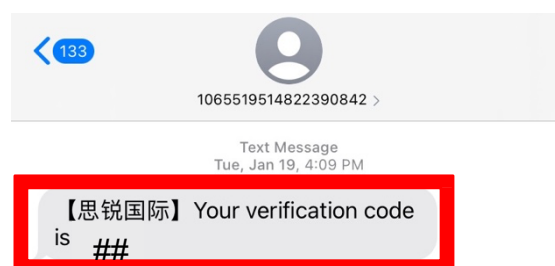
Country Phone Code

China (中国) (+86)

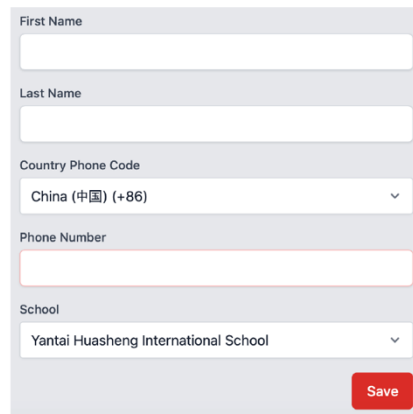
Phone Number

The phone number field is required.

Send code



3. Fill out your contact information.



First Name

Last Name


Country Phone Code
China (中国) (+86) ▼

Phone Number


School
Yantai Huasheng International School ▼

Save

4. Register for a **permanent badge** by tapping on “Apply for a permanent badge” on the “Home” screen.




5. Tap “Choose Picture” to either take a photo or upload one from your photo album. **Please ensure that the photo shows your whole face clearly.**



6. After taking or selecting your photo, click the  to confirm your selection or to select  another photo.

If your picture is rotated incorrectly when uploaded, go to “Picture” in the Menu bar and rotate the picture accordingly.

7. Please confirm your information is entered correctly under “Contact info” and edit if needed, then click “Save”. **Please ensure your name is entered with letters (a-z), not with Chinese or Korean characters and matches the name entered in PowerSchool.**



English

Home

Contact Info

Picture

First Name

Last Name

Country Phone Code

China (中国) (+86)

Phone Number

School

Yantai Huasheng International School

Save

If you have any questions about registration in general, please feel free to reach out to office@yhischina.com.